


# Meyer Burger Glass

370 – 390 Wp

For maximum stability and utilizing the full potential of the sun from all sides:  
**Bifacial heterojunction high-performance solar module with SmartWire Connection Technology (SWCT™).**



**Made in Germany. Designed in Switzerland.**

Production and development according to the highest quality standards.



**Highly profitable**

More energy yield over the same area even on cloudy or hot days.



**Extremely durable**

Outstanding cell stability and high breakage resistance thanks to patented SmartWire Connection Technology.



**Consistently sustainable**

Regional value creation, made without lead and produced using 100% renewable energy.



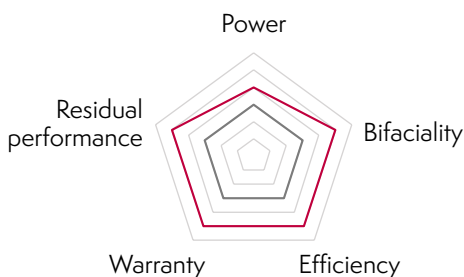
**Guaranteed reliability**

Industry-leading 30-year product and performance warranty.



**Extremely aesthetic**

Elegant Swiss design suitable for all roof shapes and sophisticated architecture.



Commercial rooftop

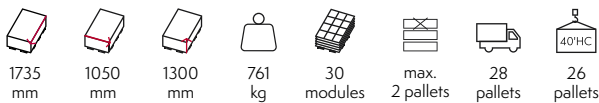


Residential rooftop

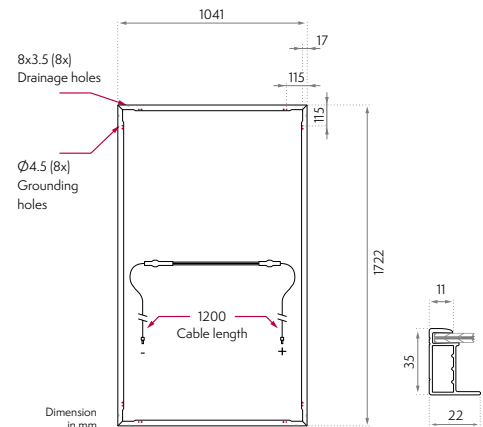
### Mechanical specification

Dimensions [mm]	1722 x 1041 x 35
Weight [kg]	24.4
Front cover	Tempered solar glass, 2.0 mm, with anti-reflective surface
Back cover	Solar glass, 2.0 mm
Frame	Black anodized aluminum
Solar cell type	120 half-cells, mono n-Si, HJT with SWCT™ bifacial cell technology
Junction boxes	3 diodes, IP68 rated in accordance with IEC 62790
Cable	PV cable 4 mm <sup>2</sup> , 1.2 m length in accordance with EN 50618
Connectors	MC4-Evo2 in accordance with IEC 62852, IP68 rated only when connected

### Packages



Delivery by container or truck. For truck freight, 0.76 loading meters per pallet and stacking factor 2 apply.



### Electrical specification<sup>1</sup>

Power class in STC <sup>2</sup>			370		375		380		385		390	
Minimum performance (power tolerance -0 W/+5 W)			STC	NMOT <sup>3</sup>	STC	NMOT	STC	NMOT	STC	NMOT	STC	NMOT
Minimum	Power at MPP	$P_{mpp}$ [W]	370	284	375	286	380	291	385	295	390	296
	Short circuit current	$I_{sc}$ [A]	10.4	8.4	10.4	8.4	10.5	8.5	10.6	8.6	10.7	8.6
	Open circuit voltage	$V_{oc}$ [V]	44.5	41.9	44.6	42.0	44.7	42.1	44.7	42.1	44.7	42.1
	Current at MPP	$I_{mpp}$ [A]	9.9	8.0	9.9	8.0	10.0	8.1	10.1	8.2	10.2	8.2
	Voltage at MPP	$V_{mpp}$ [V]	37.7	35.5	37.9	35.7	38.1	35.9	38.2	36.0	38.3	36.1
Efficiency	$\eta$ [%]	20.6		20.9		21.2		21.5		21.8		
Bifaciality factor			[%]		90±2							
Power with rear irradiation [W/m <sup>2</sup> ] <sup>4,5</sup>			$P_{max}$ [W]	$I_{sc}$ [A]	$P_{max}$ [W]	$I_{sc}$ [A]	$P_{max}$ [W]	$I_{sc}$ [A]	$P_{max}$ [W]	$I_{sc}$ [A]	$P_{max}$ [W]	$I_{sc}$ [A]
Bifi50			386	10.9	391	10.9	396	11.0	401	11.1	406	11.2
Bifi100			403	11.3	408	11.3	413	11.4	418	11.5	423	11.6
BSTC <sup>5</sup>			414	11.6	419	11.6	424	11.7	429	11.8	434	11.9
Bifi200			436	12.2	441	12.2	446	12.3	451	12.4	456	12.5
Bifi250			452	12.7	457	12.7	462	12.8	467	12.9	472	13.0

### Temperature coefficients

Temperature coefficient of $I_{sc}$	$\alpha$	[%/K]	+0.033
Temperature coefficient of $V_{oc}$	$\beta$	[%/K]	-0.234
Temperature coefficient of $P_{mpp}$	$\gamma$	[%/K]	-0.259
Nominal Module Operating Temperature	NMOT <sup>3</sup>	[°C]	43±2

The temperature coefficients stated are linear values.

### Properties for system design

Max. system voltage	[V]	1500
Overcurrent protection rating	[A]	25
Max. test load +/- (safety factor for test load = 1.5)	[Pa]	6000/4000
Max. design load +/-	[Pa]	4000/2666
Safety class		II
Fire type (UL 61730)		29
Fire class (EN 13501-1 / DIN 4102-1)		B/B1
Operation temperature	[°C]	-40 to +85

### Certificates

#### Certification

IEC 61215:2016, IEC 61730:2016, UL 61730-1, UL 61730-2, PID (IEC 62804)

#### Certification (pending)

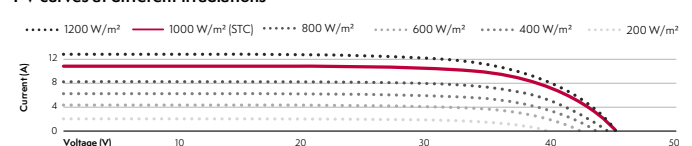
Salt Mist (IEC 61701), Ammonia Resistance (IEC 62716),

Dust & Sand (IEC 60068)

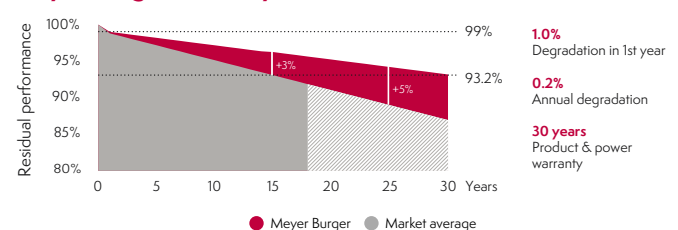
Notice: All data and specifications are preliminary and subject to change without notice.

Visit us at [meyerburger.com](http://meyerburger.com)

### I-V curves at different irradiances



### Meyer Burger warranty



### Test procedure according to IEC standard

Market standard	1x IEC
Meyer Burger materials testing	3x IEC

<sup>1</sup> Measurement according to IEC 60904-3, measurement tolerance: ±3%, monofacial measurement with rear side covered

<sup>2</sup> STC: Irradiance 1000 W/m<sup>2</sup>, module temperature 25°C, AM1.5G spectrum

<sup>3</sup> NMOT: Nominal Module Operating Temperature, with irradiance 800 W/m<sup>2</sup>, AM1.5G spectrum, ambient temperature 20°C

<sup>4</sup> According to IEC TS 60904-1-2, with rear irradiances of 50, 100, 200 and 250 W/m<sup>2</sup>

<sup>5</sup> According to TÜV 2 PFG 2645/11.17, with a rear irradiance of 135 W/m<sup>2</sup>